

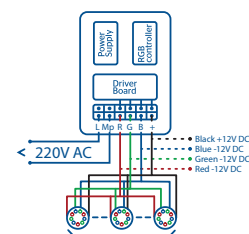
Fountain Spot & XL Series LED Stainless Steel 316

Atecpool Fountain LED Lights - Spot & XL Series

Ideal for use in fountains, ponds, cascades and illumination of water based landscape features. Construction in AISI 316 Stainless Steel. Waterproof IP68. Available in cool white, warm white, red, green, blue and RGB.

Specifications

- Driver: constant current output
- Single colour LED = 1 circuit output:
RGB 3 in 1 LED=3 circuit output
- IP range: IP68
- Lifespan: > 50000 hrs
- Application environment: Temperature of water between 20°C - 40°C
- Power cable: HO7RN-F 2X1.0 mm L=3m (for single colour)HO7RN-F 4X0.75 mm L=3m (RGB)

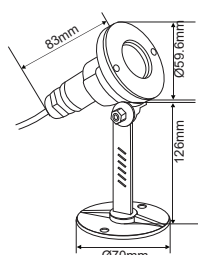


4 Core Modulator used only with RGB model

Fountain Spot LED Light



ATZ1573 CW

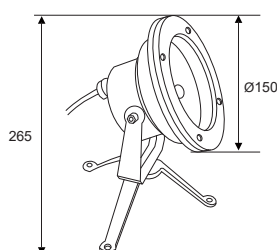


Code	Description	Power / Voltage	Lumen
ATZ1573 CW	Fountain Spot LED Cool White	1x3W / 12V AC	280
ATZ1574 WW	Fountain Spot LED Warm White	1x3W / 12V AC	190
ATZ1575 R	Fountain Spot LED Red	1x3W / 12V AC	60
ATZ1575 G	Fountain Spot LED Green	1x3W / 12V AC	80
ATZ1575 B	Fountain Spot LED Blue	1x3W / 12V AC	55
ATZ1578 RGB	Fountain Spot LED RGB	1x3W / 24V DC	145

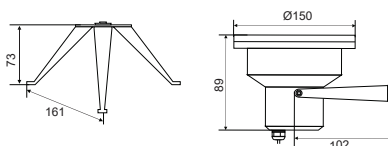
Fountain XL 6 LED Light



ATZ1577 CW



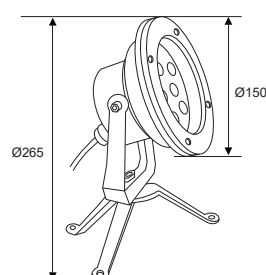
Code	Description	Power / Voltage	Lumen
ATZ1577 CW	Fountain 6 LED XL Series Cool White	6x3W / 12V AC	1750
ATZ1578 WW	Fountain 6 LED XL Series Warm White	6x3W / 12V AC	1400
ATZ1579 R	Fountain 6 LED XL Series Red	6x3W / 12V AC	440
ATZ1579 G	Fountain 6 LED XL Series Green	6x3W / 12V AC	470
ATZ1579 B	Fountain 6 LED XL Series Blue	6x3W / 12V AC	380
ATZ1580 RGB	Fountain 6 LED XL Series RGB	6x3W / 24V DC	925



Fountain XLS 9 LED Light



ATZ1581 CW



Code	Description	Power / Voltage	Lumen
ATZ1581 CW	Fountain 9 LED XLS Series Cool White	9x3W / 12V AC	2100
ATZ1582 WW	Fountain 9 LED XLS Series Warm White	9x3W / 12V AC	1880
ATZ1583 R	Fountain 9 LED XLS Series Red	9x3W / 12V AC	680
ATZ1583 G	Fountain 9 LED XLS Series Green	9x3W / 12V AC	770
ATZ1583 B	Fountain 9 LED XLS Series Blue	9x3W / 12V AC	660
ATZ1584 RGB	Fountain 9 LED XLS Series RGB	9x3W / 24V DC	1450

